

Housing
Ombudsman Service

**LANDLORD
PERFORMANCE
REPORT**

2022/2023

Muir Group Housing Association Limited

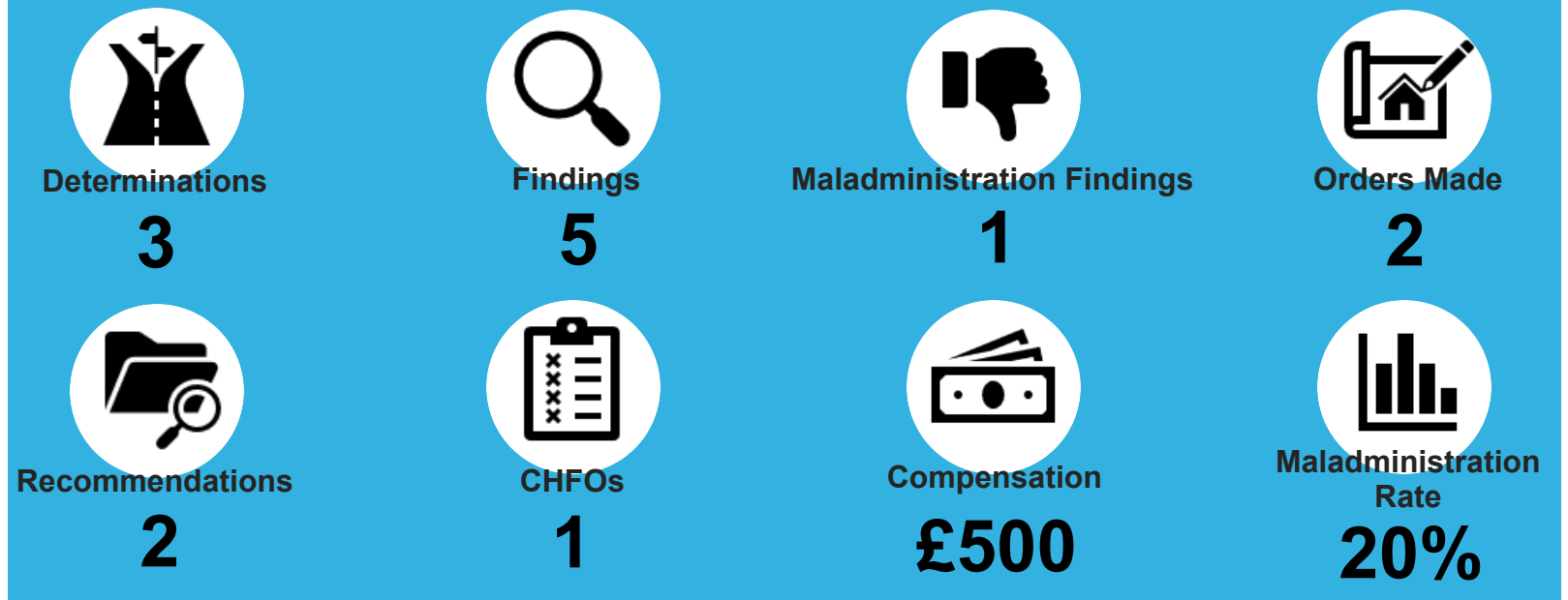
Landlord: Muir Group Housing Association Limited

Landlord Homes: 5,561

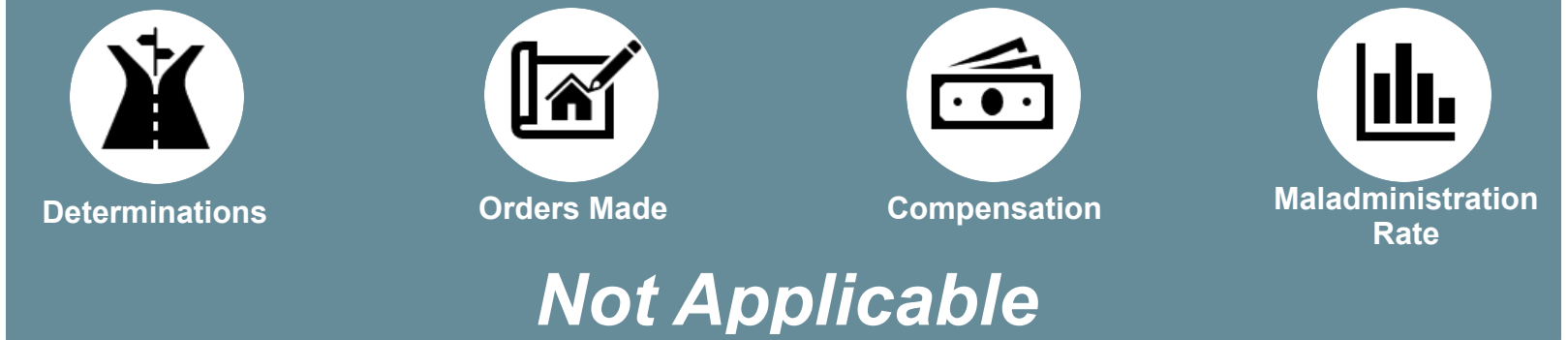
Landlord Type:

Housing Association

PERFORMANCE AT A GLANCE



PERFORMANCE 2021-2022



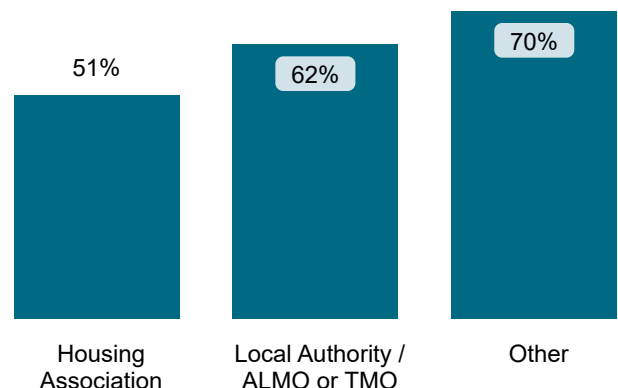
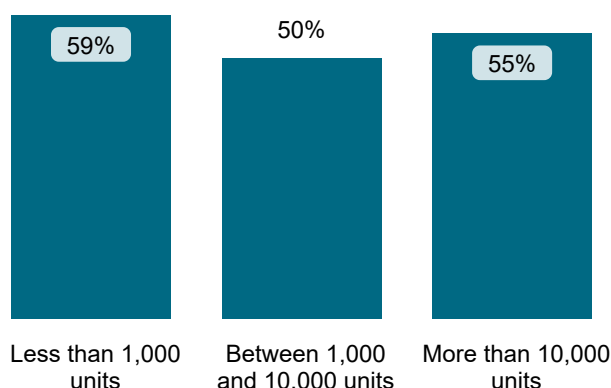
Maladministration Rate Comparison | Cases determined between April 2022 - March 2023

NATIONAL MALADMINISTRATION RATE: 55%

The landlord performed *similarly* when compared to similar landlords by size and type.

National Mal Rate by Landlord Size: Table 1.1

by Landlord Type: Table 1.2



Findings Comparison | Cases determined between April 2022 - March 2023

National Performance by Landlord Size: Table 2.1

Outcome	Less than 1,000 units	Between 1,000 and 10,000 units	More than 10,000 units	Total
Severe Maladministration	5%	2%	3%	3%
Maladministration	29%	21%	27%	26%
Service failure	19%	25%	22%	23%
Mediation	0%	1%	2%	2%
Redress	8%	12%	17%	16%
No maladministration	30%	34%	23%	25%
Outside Jurisdiction	9%	6%	5%	5%
Withdrawn	0%	0%	0%	0%

Muir Group Housing Association Limited

Outcome	% Findings
Severe Maladministration	0%
Maladministration	20%
Service failure	0%
Mediation	0%
Redress	40%
No maladministration	40%
Outside Jurisdiction	0%
Withdrawn	0%

National Performance by Landlord Type: Table 2.2

Outcome	Housing Association	Local Authority / ALMO or TMO	Other	Total
Severe Maladministration	2%	4%	6%	3%
Maladministration	24%	30%	35%	26%
Service failure	22%	24%	26%	23%
Mediation	2%	1%	3%	2%
Redress	20%	9%	3%	16%
No maladministration	25%	26%	23%	25%
Outside Jurisdiction	5%	6%	3%	6%
Withdrawn	0%	0%	0%	0%

Outcome	% Findings
Severe Maladministration	0%
Maladministration	20%
Service failure	0%
Mediation	0%
Redress	40%
No maladministration	40%
Outside Jurisdiction	0%
Withdrawn	0%

Landlord Findings by Category | Cases determined between April 2022 - March 2023

Table 2.3

Category	Severe Maladministration	Maladministration	Service failure	Mediation	Redress	No maladministration	Outside Jurisdiction	Withdrawn	Total
Estate Management	0	0	0	0	1	1	0	0	2
Charges	0	0	0	0	0	1	0	0	1
Health and Safety (inc. building safety)	0	1	0	0	0	0	0	0	1
Property Condition	0	0	0	0	1	0	0	0	1
Total	0	1	0	0	2	2	0	0	5

Findings by Category Comparison | Cases determined between April 2022 - March 2023

Top Categories for Muir Group Housing Association Limited

Table 3.1

Category	# Landlord Findings	% Landlord Maladministration	% National Maladministration
Estate Management	2	0%	42%
Charges	1	0%	37%
Health and Safety (inc. building safety)	1	100%	52%
Property Condition	1	0%	54%

National Maladministration Rate by Landlord Size: Table 3.2

Category	Less than 1,000 units	Between 1,000 and 10,000 units	More than 10,000 units	% Landlord Maladministration
Charges	0%	25%	40%	0%
Estate Management	20%	38%	43%	0%
Health and Safety (inc. building safety)	40%	57%	52%	100%
Property Condition	48%	54%	54%	0%

National Maladministration Rate by Landlord Type: Table 3.3

Category	Housing Association	Local Authority / ALMO or TMO	Other	% Landlord Maladministration
Charges	35%	43%	0%	0%
Estate Management	42%	41%	0%	0%
Health and Safety (inc. building safety)	51%	54%	0%	100%
Property Condition	50%	64%	63%	0%


Findings by Sub-Category | Cases Determined between April 2022 - March 2023 Table 3.4

Highlighted Service Delivery Sub-Categories only:

Sub-Category	Severe Maladministration	Maladministration	Service failure	Mediation	Redress	No maladministration	Outside Jurisdiction	Withdrawn	Total
Gas inspections and safety	0	1	0	0	0	0	0	0	1
Responsive repairs - general	0	0	0	0	1	0	0	0	1
Service charges – amount or account management	0	0	0	0	0	1	0	0	1
Total	0	1	0	0	1	1	0	0	3

Top Sub-Categories | *Cases determined between April 2022 - March 2023*

Table 3.5



Orders Made by Type | *Orders on cases determined between April 2022 - March 2023*

Table 4.1



Order Compliance | *Order target dates between April 2022 - March 2023*

Table 4.2

Order Complete?	Within 3 Months	
	Count	%
Complied	2	100%
Total	2	100%

Compensation Ordered | *Cases Determined between April 2022 - March 2023*

Table 5.1

● Ordered ● Recommended

