

Housing
Ombudsman Service

**LANDLORD
PERFORMANCE
REPORT**

2023/2024

Spitalfields Housing Association Limited

Spitalfields Housing Association Limited

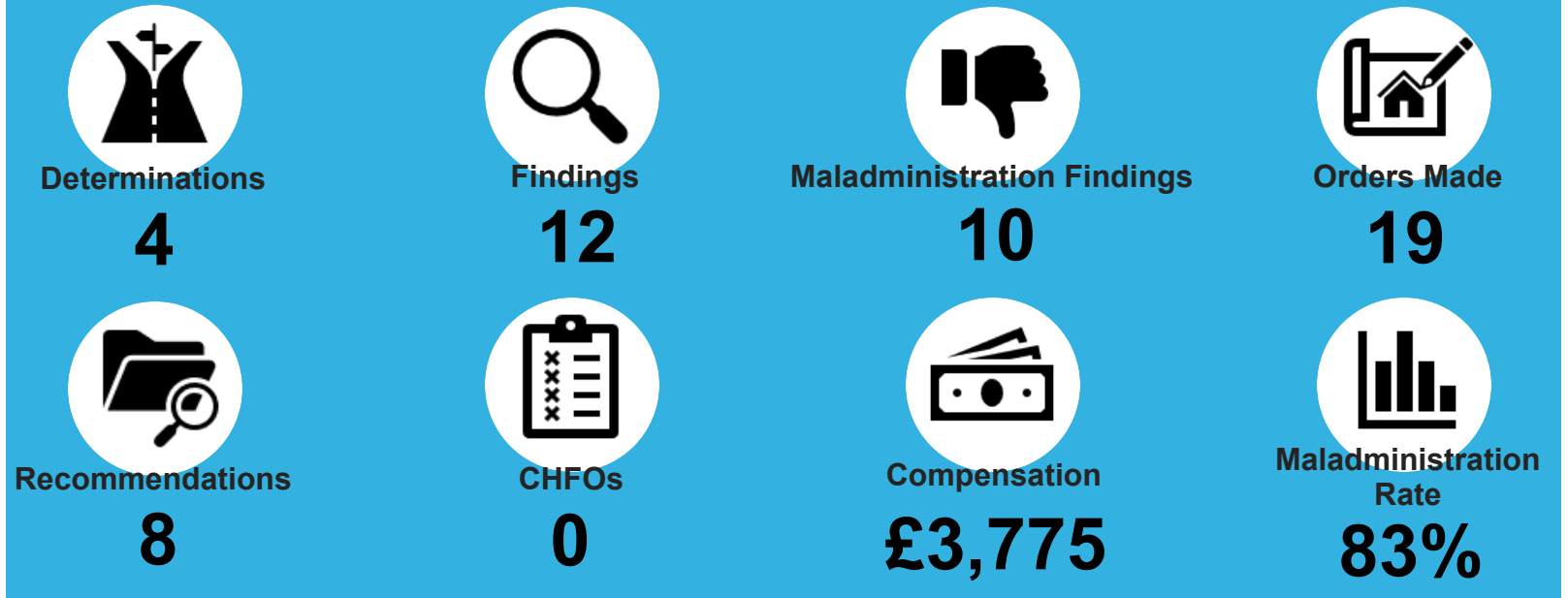
Landlord: Spitalfields Housing Association Limited

Landlord Homes: 753


Landlord Type:

Other

PERFORMANCE AT A GLANCE



PERFORMANCE 2022-2023



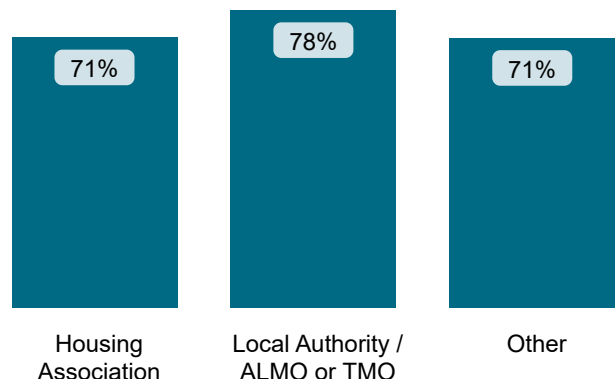
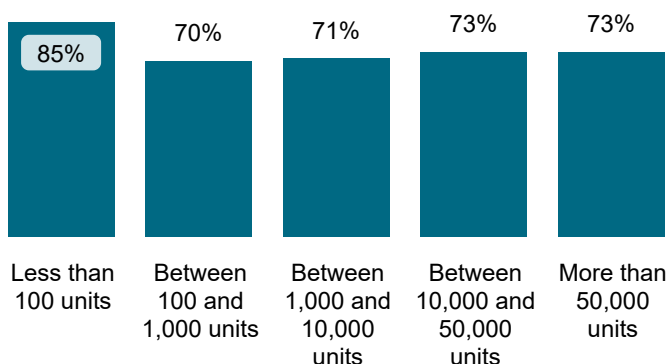
Maladministration Rate Comparison | Cases determined between April 2023 - March 2024

NATIONAL MALADMINISTRATION RATE: 73%

The landlord performed *similarly* when compared to similar landlords by size and type.

National Mal Rate by Landlord Size: Table 1.1

by Landlord Type: Table 1.2



Findings Comparison | Cases determined between April 2023 - March 2024

National Performance by Landlord Size: Table 2.1

Outcome	Less than 100 units	Between 100 and 1,000 units	Between 1,000 and 10,000 units	Between 10,000 and 50,000 units	More than 50,000 units	Total
Severe Maladministration	14%	6%	4%	8%	7%	7%
Maladministration	35%	37%	41%	42%	43%	42%
Service failure	18%	19%	20%	18%	19%	19%
Mediation	0%	0%	1%	1%	1%	1%
Redress	0%	5%	7%	8%	12%	9%
No maladministration	12%	21%	20%	15%	12%	15%
Outside Jurisdiction	22%	11%	8%	7%	5%	7%
Withdrawn	0%	0%	0%	0%	0%	0%

Spitalfields Housing Association Limited	
Outcome	% Findings
Severe Maladministration	8%
Maladministration	58%
Service failure	17%
Mediation	0%
Redress	0%
No maladministration	17%
Outside Jurisdiction	0%
Withdrawn	0%

National Performance by Landlord Type: Table 2.2

Outcome	Housing Association	Local Authority / ALMO or TMO	Other	Total
Severe Maladministration	6%	9%	6%	7%
Maladministration	41%	45%	36%	42%
Service failure	19%	18%	21%	19%
Mediation	1%	1%	0%	1%
Redress	12%	4%	5%	9%
No maladministration	15%	15%	21%	15%
Outside Jurisdiction	6%	9%	11%	7%
Withdrawn	0%	0%	0%	0%

Outcome	% Findings
Severe Maladministration	8%
Maladministration	58%
Service failure	17%
Mediation	0%
Redress	0%
No maladministration	17%
Outside Jurisdiction	0%
Withdrawn	0%

Landlord Findings by Category | Cases determined between April 2023 - March 2024

Table 2.3

Category	Severe Maladministration	Maladministration	Service failure	Mediation	Redress	No maladministration	Outside Jurisdiction	Withdrawn	Total
Complaints Handling	1	2	1	0	0	0	0	0	4
Health and Safety (inc. building safety)	0	2	1	0	0	0	0	0	3
Anti-Social Behaviour	0	1	0	0	0	0	0	0	1
Estate Management	0	1	0	0	0	0	0	0	1
Property Condition	0	0	0	0	0	1	0	0	1
Resident Involvement	0	0	0	0	0	1	0	0	1
Staff	0	1	0	0	0	0	0	0	1
Total	1	7	2	0	0	2	0	0	12

Findings by Category Comparison | Cases determined between April 2023 - March 2024

Top Categories for Spitalfields Housing Association Limited

Table 3.1

Category	# Landlord Findings	% Landlord Maladministration	% National Maladministration
Complaints Handling	4	100%	84%
Health and Safety (inc. building safety)	3	100%	62%
Anti-Social Behaviour	1	100%	68%
Estate Management	1	100%	60%
Property Condition	1	0%	73%
Resident Involvement	1	0%	33%
Staff	1	100%	48%

National Maladministration Rate by Landlord Size:

Table 3.2

Category	Less than 100 units	Between 100 and 1,000 units	Between 1,000 and 10,000 units	Between 10,000 and 50,000 units	More than 50,000 units	% Landlord Maladministration
Anti-Social Behaviour	71%	61%	60%	67%	75%	100%
Complaints Handling	100%	87%	87%	86%	81%	100%
Estate Management	50%	67%	66%	58%	59%	100%
Health and Safety (inc. building safety)	0%	67%	68%	56%	65%	100%
Property Condition	75%	63%	72%	74%	74%	0%
Resident Involvement	0%	0%	100%	0%	67%	0%
Staff	67%	63%	47%	49%	46%	100%

National Maladministration Rate by Landlord Type:

Table 3.3

Category	Housing Association	Local Authority / ALMO or TMO	Other	% Landlord Maladministration
Anti-Social Behaviour	68%	70%	67%	100%
Complaints Handling	82%	91%	91%	100%
Estate Management	59%	65%	38%	100%
Health and Safety (inc. building safety)	58%	69%	80%	100%
Property Condition	72%	77%	59%	0%
Resident Involvement	60%	0%	0%	0%
Staff	48%	50%	50%	100%

Findings by Sub-Category | Cases Determined between April 2023 - March 2024

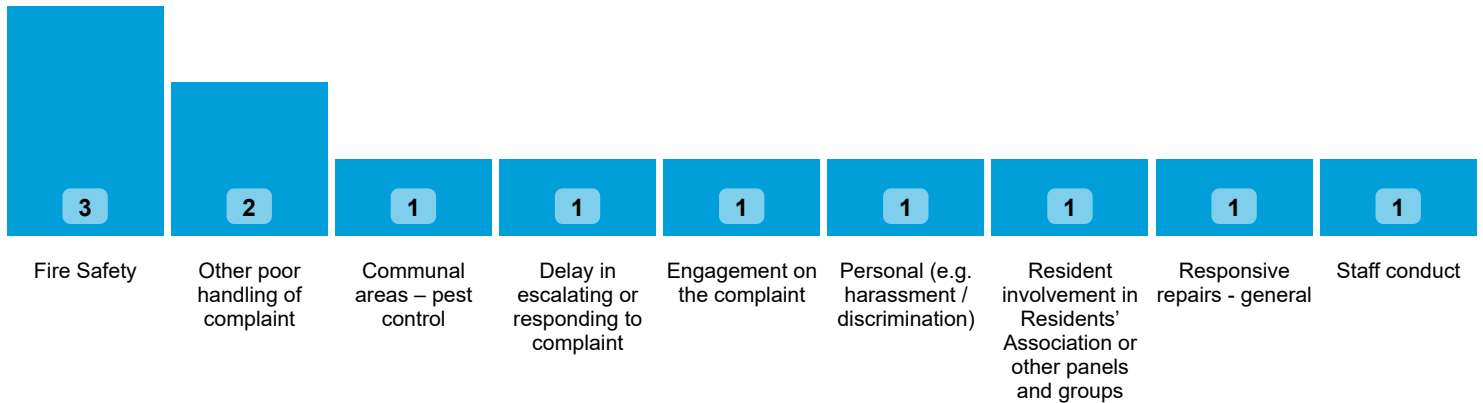
Table 3.4

Highlighted Service Delivery Sub-Categories only:

Sub-Category	Severe Maladministration	Maladministration	Service failure	Mediation	Redress	No maladministration	Outside Jurisdiction	Withdrawn	Total
Fire Safety	0	2	1	0	0	0	0	0	3
Communal areas – pest control		1	0	0	0	0	0	0	1
Responsive repairs - general	0	0	0	0	0	1	0	0	1
Staff conduct	0	1	0	0	0	0	0	0	1
Total	0	4	1	0	0	1	0	0	6

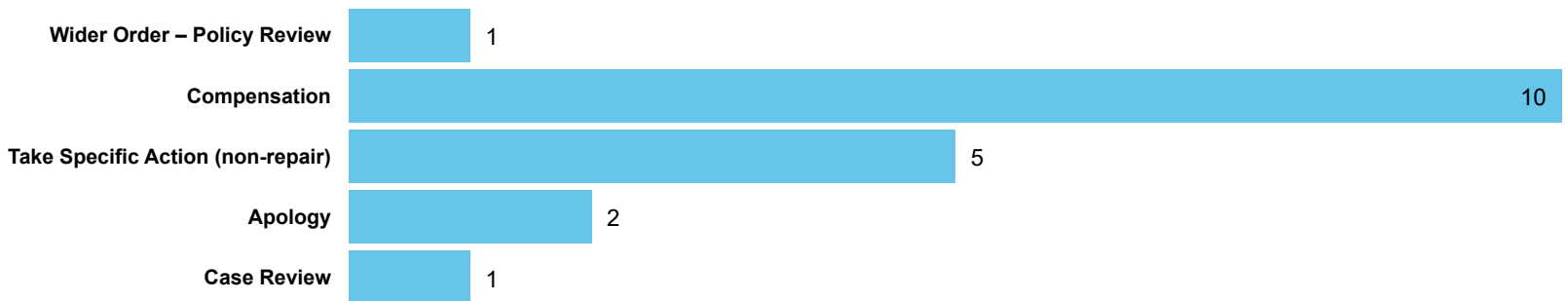
Top Sub-Categories | *Cases determined between April 2023 - March 2024*

Table 3.5



Orders Made by Type | *Orders on cases determined between April 2023 - March 2024*

Table 4.1



Order Compliance | *Order target dates between April 2023 - March 2024*

Table 4.2

Order Complete?	Count	Within 3 Months %
Complied	10	100%
Total	10	100%

Compensation Ordered | *Cases Determined between April 2023 - March 2024*

Table 5.1

● Ordered ● Recommended

