

**Housing**  
Ombudsman Service

**LANDLORD  
PERFORMANCE  
REPORT**

**2023/2024**

Mosscare St. Vincent's Housing Group Limited

Mosscare St. Vincent's Housing Group Limited

Landlord: Mosscare St. Vincent's Housing Group Limited

Landlord Homes: 8,832

Landlord Type:

Housing Association

**PERFORMANCE AT A GLANCE**



Determinations

3



Findings

6



Maladministration Findings

2



Orders Made

4



Recommendations

8



CHFOs

0



Compensation

£8,260



Maladministration Rate

40%

**PERFORMANCE 2022-2023**



Determinations



Orders Made



Compensation



Maladministration Rate

*Not Applicable*

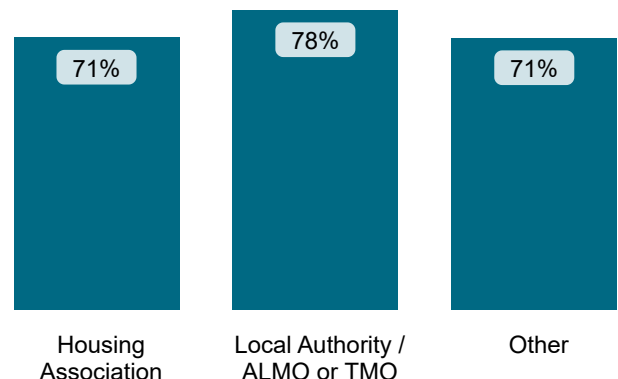
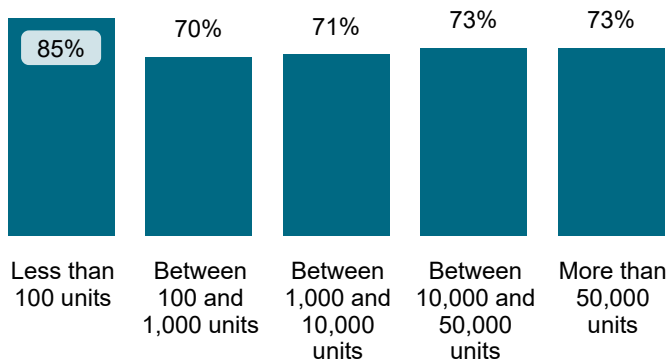
**Maladministration Rate Comparison** | Cases determined between April 2023 - March 2024

**NATIONAL MALADMINISTRATION RATE: 73%**

The landlord performed well when compared to similar landlords by size and type.

National Mal Rate by Landlord Size: Table 1.1

by Landlord Type: Table 1.2



**Findings Comparison** | Cases determined between April 2023 - March 2024

**National Performance by Landlord Size:** Table 2.1

Outcome	Less than 100 units	Between 100 and 1,000 units	Between 1,000 and 10,000 units	Between 10,000 and 50,000 units	More than 50,000 units	Total
Severe Maladministration	14%	6%	4%	8%	7%	7%
Maladministration	35%	37%	41%	42%	43%	42%
Service failure	18%	19%	20%	18%	19%	19%
Mediation	0%	0%	1%	1%	1%	1%
Redress	0%	5%	7%	8%	12%	9%
No maladministration	12%	21%	20%	15%	12%	15%
Outside Jurisdiction	22%	11%	8%	7%	5%	7%
Withdrawn	0%	0%	0%	0%	0%	0%

Mosscares St. Vincent's Housing Group Li...	
Outcome	% Findings
Severe Maladministration	0%
Maladministration	33%
Service failure	0%
Mediation	0%
Redress	33%
No maladministration	17%
Outside Jurisdiction	17%
Withdrawn	0%

**National Performance by Landlord Type:** Table 2.2

Outcome	Housing Association	Local Authority / ALMO or TMO	Other	Total
Severe Maladministration	6%	9%	6%	7%
Maladministration	41%	45%	36%	42%
Service failure	19%	18%	21%	19%
Mediation	1%	1%	0%	1%
Redress	12%	4%	5%	9%
No maladministration	15%	15%	21%	15%
Outside Jurisdiction	6%	9%	11%	7%
Withdrawn	0%	0%	0%	0%

Outcome	% Findings
Severe Maladministration	0%
Maladministration	33%
Service failure	0%
Mediation	0%
Redress	33%
No maladministration	17%
Outside Jurisdiction	17%
Withdrawn	0%

**Landlord Findings by Category** | Cases determined between April 2023 - March 2024

Table 2.3

Category	Severe Maladministration	Maladministration	Service failure	Mediation	Redress	No maladministration	Outside Jurisdiction	Withdrawn	Total
Charges	0	1	0	0	1	0	0	0	2
Complaints Handling	0	1	0	0	0	1	0	0	2
Moving to a Property	0	0	0	0	0	0	1	0	1
Property Condition	0	0	0	0	1	0	0	0	1
<b>Total</b>	<b>0</b>	<b>2</b>	<b>0</b>	<b>0</b>	<b>2</b>	<b>1</b>	<b>1</b>	<b>0</b>	<b>6</b>

**Findings by Category Comparison** | Cases determined between April 2023 - March 2024

**Top Categories for Mosscares St. Vincent's Housing Group Limited**

Table 3.1

Category	# Landlord Findings	% Landlord Maladministration	% National Maladministration
Charges	2	50%	60%
Complaints Handling	2	50%	84%
Property Condition	1	0%	73%

**National Maladministration Rate by Landlord Size:** Table 3.2

Category	Less than 100 units	Between 100 and 1,000 units	Between 1,000 and 10,000 units	Between 10,000 and 50,000 units	More than 50,000 units	% Landlord Maladministration
Charges	0%	63%	47%	57%	65%	50%
Complaints Handling	100%	87%	87%	86%	81%	50%
Property Condition	75%	63%	72%	74%	74%	0%

**National Maladministration Rate by Landlord Type:** Table 3.3

Category	Housing Association	Local Authority / ALMO or TMO	Other	% Landlord Maladministration
Charges	61%	50%	75%	50%
Complaints Handling	81%	91%	91%	50%
Property Condition	72%	77%	59%	0%

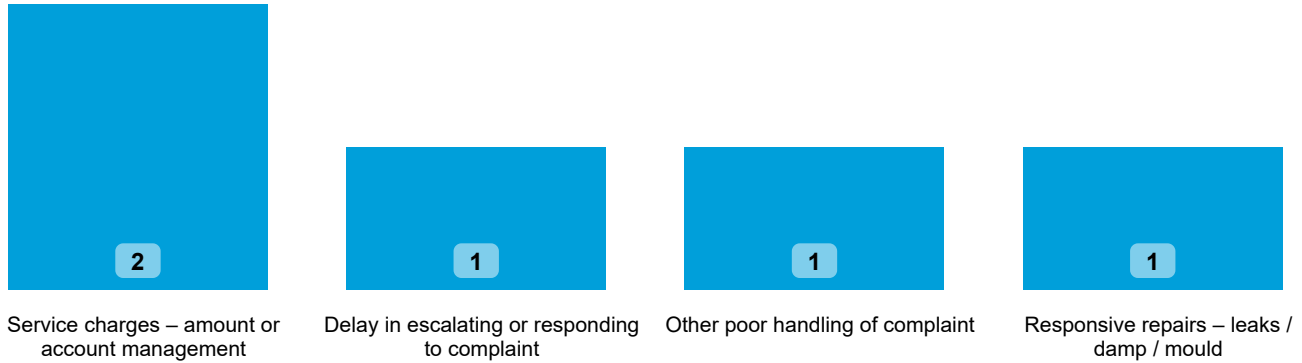
**Findings by Sub-Category** | Cases Determined between April 2023 - March 2024 Table 3.4

Highlighted Service Delivery Sub-Categories only:

Sub-Category	Severe Maladministration	Maladministration	Service failure	Mediation	Redress	No maladministration	Outside Jurisdiction	Withdrawn	Total
Service charges – amount or account management	0	1	0	0	1	0	0	0	2
Responsive repairs – leaks / damp / mould	0	0	0	0	1	0	0	0	1
<b>Total</b>	<b>0</b>	<b>1</b>	<b>0</b>	<b>0</b>	<b>2</b>	<b>0</b>	<b>0</b>	<b>0</b>	<b>3</b>

Top Sub-Categories | Cases determined between April 2023 - March 2024

Table 3.5



Orders Made by Type | Orders on cases determined between April 2023 - March 2024

Table 4.1



Order Compliance | Order target dates between April 2023 - March 2024

Table 4.2

Order Complete?	Within 3 Months	
	Count	%
Complied	4	100%
<b>Total</b>	<b>4</b>	<b>100%</b>

Compensation Ordered | Cases Determined between April 2023 - March 2024

Table 5.1

● Ordered ● Recommended

