

**Housing**  
Ombudsman Service

**LANDLORD  
PERFORMANCE  
REPORT**

**2023/2024**

Forest Housing Association Limited

Forest Housing Association Limited

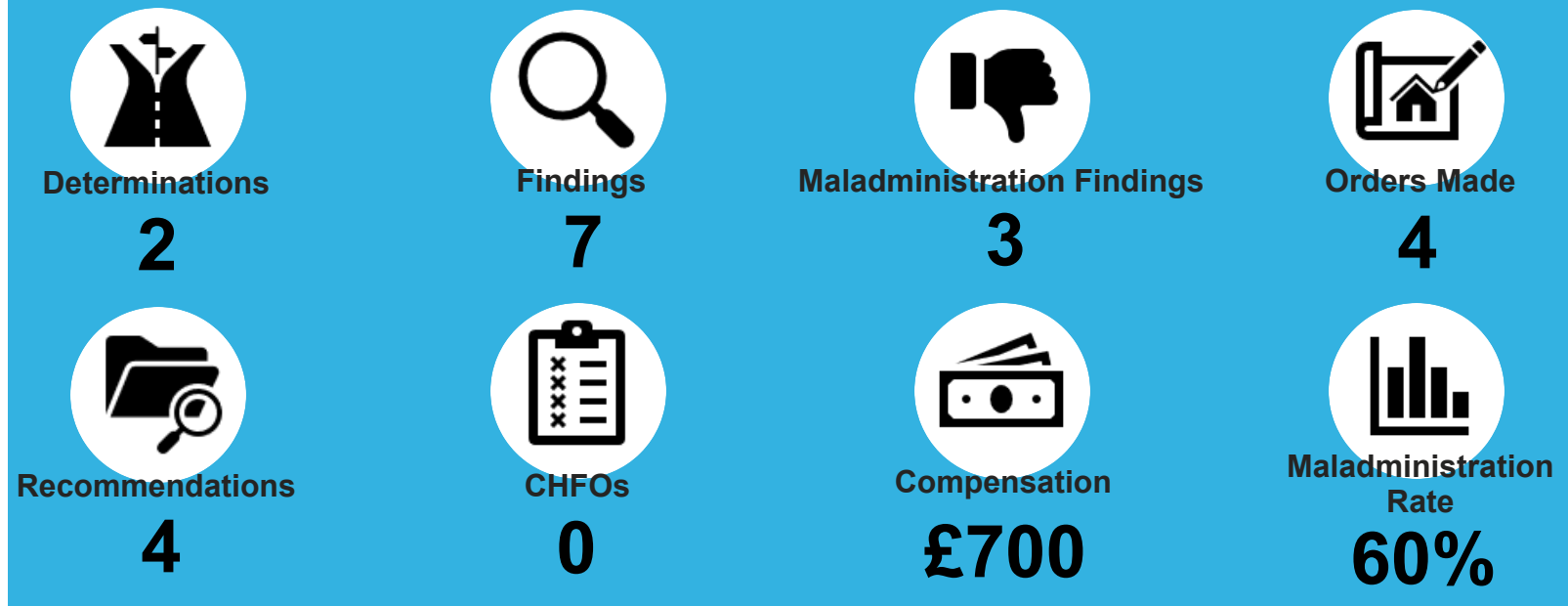
Landlord: Forest Housing Association Limited

Landlord Homes: 123

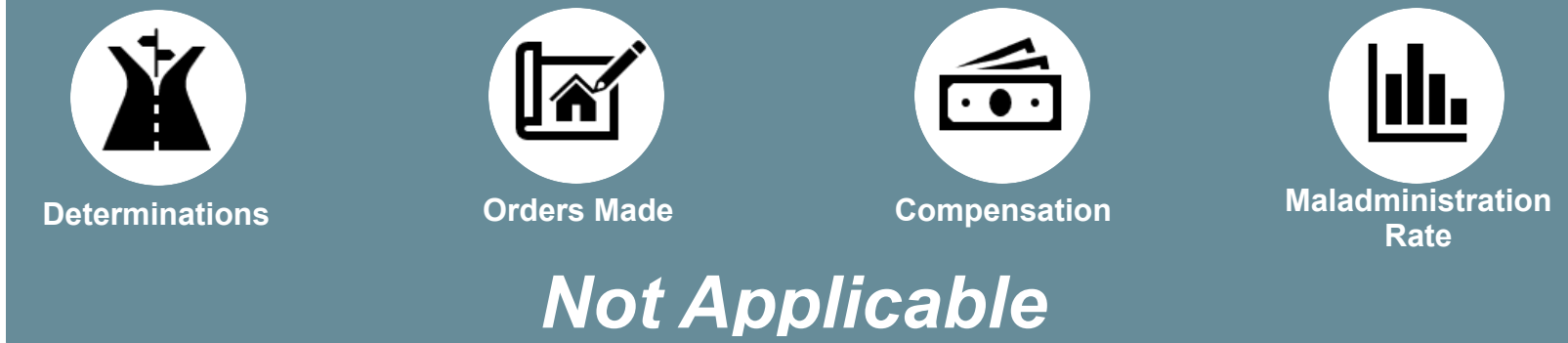
Landlord Type:

Housing Association

**PERFORMANCE AT A GLANCE**



**PERFORMANCE 2022-2023**



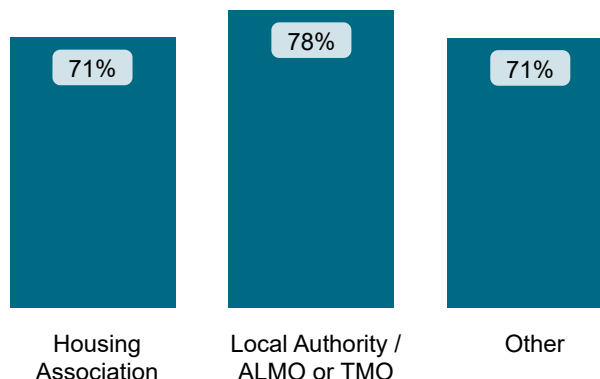
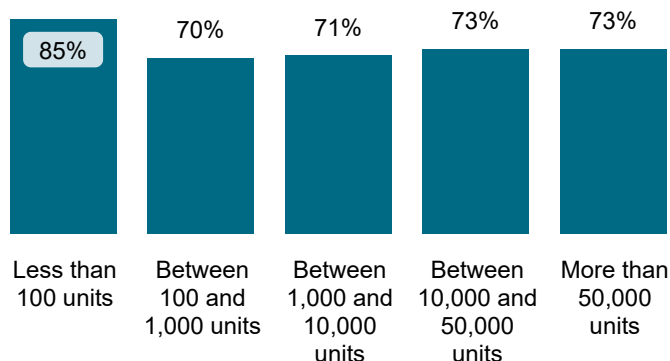
**Maladministration Rate Comparison** | Cases determined between April 2023 - March 2024

**NATIONAL MALADMINISTRATION RATE: 73%**

The landlord performed *similarly* when compared to similar landlords by size and type.

National Mal Rate by Landlord Size: [Table 1.1](#)

by Landlord Type: [Table 1.2](#)



**Findings Comparison** | Cases determined between April 2023 - March 2024

**National Performance by Landlord Size:** Table 2.1

Outcome	Less than 100 units	Between 100 and 1,000 units	Between 1,000 and 10,000 units	Between 10,000 and 50,000 units	More than 50,000 units	Total
Severe Maladministration	14%	6%	4%	8%	7%	7%
Maladministration	35%	37%	41%	42%	43%	42%
Service failure	18%	19%	20%	18%	19%	19%
Mediation	0%	0%	1%	1%	1%	1%
Redress	0%	5%	7%	8%	12%	9%
No maladministration	12%	21%	20%	15%	12%	15%
Outside Jurisdiction	22%	11%	8%	7%	5%	7%
Withdrawn	0%	0%	0%	0%	0%	0%

Forest Housing Association Limited	
Outcome	% Findings
Severe Maladministration	0%
Maladministration	14%
Service failure	29%
Mediation	0%
Redress	0%
No maladministration	29%
Outside Jurisdiction	29%
Withdrawn	0%

**National Performance by Landlord Type:** Table 2.2

Outcome	Housing Association	Local Authority / ALMO or TMO	Other	Total
Severe Maladministration	6%	9%	6%	7%
Maladministration	41%	45%	36%	42%
Service failure	19%	18%	21%	19%
Mediation	1%	1%	0%	1%
Redress	12%	4%	5%	9%
No maladministration	15%	15%	21%	15%
Outside Jurisdiction	6%	9%	11%	7%
Withdrawn	0%	0%	0%	0%

Outcome	% Findings
Severe Maladministration	0%
Maladministration	14%
Service failure	29%
Mediation	0%
Redress	0%
No maladministration	29%
Outside Jurisdiction	29%
Withdrawn	0%

**Landlord Findings by Category** | Cases determined between April 2023 - March 2024

Table 2.3

Category	Severe Maladministration	Maladministration	Service failure	Mediation	Redress	No maladministration	Outside Jurisdiction	Withdrawn	Total
Estate Management	0	1	1	0	0	0	1	0	3
Occupancy Rights	0	0	0	0	0	2	0	0	2
Staff	0	0	1	0	0	0	1	0	2
<b>Total</b>	<b>0</b>	<b>1</b>	<b>2</b>	<b>0</b>	<b>0</b>	<b>2</b>	<b>2</b>	<b>0</b>	<b>7</b>

**Findings by Category Comparison** | Cases determined between April 2023 - March 2024

**Top Categories for Forest Housing Association Limited**

Table 3.1

Category	# Landlord Findings	% Landlord Maladministration	% National Maladministration
Estate Management	2	100%	60%
Occupancy Rights	2	0%	50%
Staff	1	100%	48%

**National Maladministration Rate by Landlord Size:**

Table 3.2

Category	Less than 100 units	Between 100 and 1,000 units	Between 1,000 and 10,000 units	Between 10,000 and 50,000 units	More than 50,000 units	% Landlord Maladministration
Estate Management	50%	67%	66%	58%	59%	100%
Occupancy Rights	100%	67%	37%	49%	58%	0%
Staff	67%	63%	47%	49%	46%	100%

**National Maladministration Rate by Landlord Type:**

Table 3.3

Category	Housing Association	Local Authority / ALMO or TMO	Other	% Landlord Maladministration
Estate Management	59%	65%	38%	100%
Occupancy Rights	48%	51%	83%	0%
Staff	48%	50%	50%	100%

**Findings by Sub-Category** | Cases Determined between April 2023 - March 2024


Table 3.4

Highlighted Service Delivery Sub-Categories only:

Sub-Category	Severe Maladministration	Maladministration	Service failure	Mediation	Redress	No maladministration	Outside Jurisdiction	Withdrawn	Total
Staff conduct	0	0	0	0	0	0	1	0	1
<b>Total</b>	<b>0</b>	<b>0</b>	<b>0</b>	<b>0</b>	<b>0</b>	<b>0</b>	<b>1</b>	<b>0</b>	<b>1</b>

**Top Sub-Categories** | *Cases determined between April 2023 - March 2024*

Table 3.5



**Orders Made by Type** | *Orders on cases determined between April 2023 - March 2024*

Table 4.1



**Order Compliance** | *Order target dates between April 2023 - March 2024*

Table 4.2

Order Complete?	Within 3 Months	
	Count	%
Complied	4	100%
<b>Total</b>	<b>4</b>	<b>100%</b>

**Compensation Ordered** | *Cases Determined between April 2023 - March 2024*

Table 5.1

● Ordered ● Recommended

